

Scaled data based on original data using
LM-79-08 Approved Method: Electrical and Photometric Measurements of Solid-
State Lighting Products

Test Report Prepared for
Cooper Lighting Solutions
(formerly Eaton)

Brand: STREETWORKS

Report Number: P881905

Luminaire Tested: **NVN-SB1C-740-U-T1**

Issue Date: 10/7/2024

Test Information

Test Method: LM-79-08
Report Number: P881905
TEST IS SCALED FROM IESNA LM-79-08 TEST DATA (G2-2405-108-2)
Test Lab: INNOVATION CENTER
Issue Date: 10/7/2024
Manufacturer: COOPER LIGHTING SOLUTIONS (FORMERLY EATON)
Product Line: STREETWORKS
Catalog Number: NVN-SB1C-740-U-T1
Description: NAVION ROADWAY AND AREA HIGH DENSITY LED LUMINAIRE
(1) 70 CRI, 4000K, 615mA LIGHTSQUARE WITH 26 LEDS AND TYPE I OPTICS
Light Source: -
Ballast/Driver: ELECTRONIC DRIVER

Summary

Lumens per Lamp: N/A
Luminaire Lumens: 7994 lumens
Efficiency: N/A
Efficacy: 146.9 lumens/watt
Luminous Opening: Rectangular (W 0.5' x L: 0.5' x H: 0')
IES Classification: Type I - Short
BUG Rating: B3 - U0 - G3

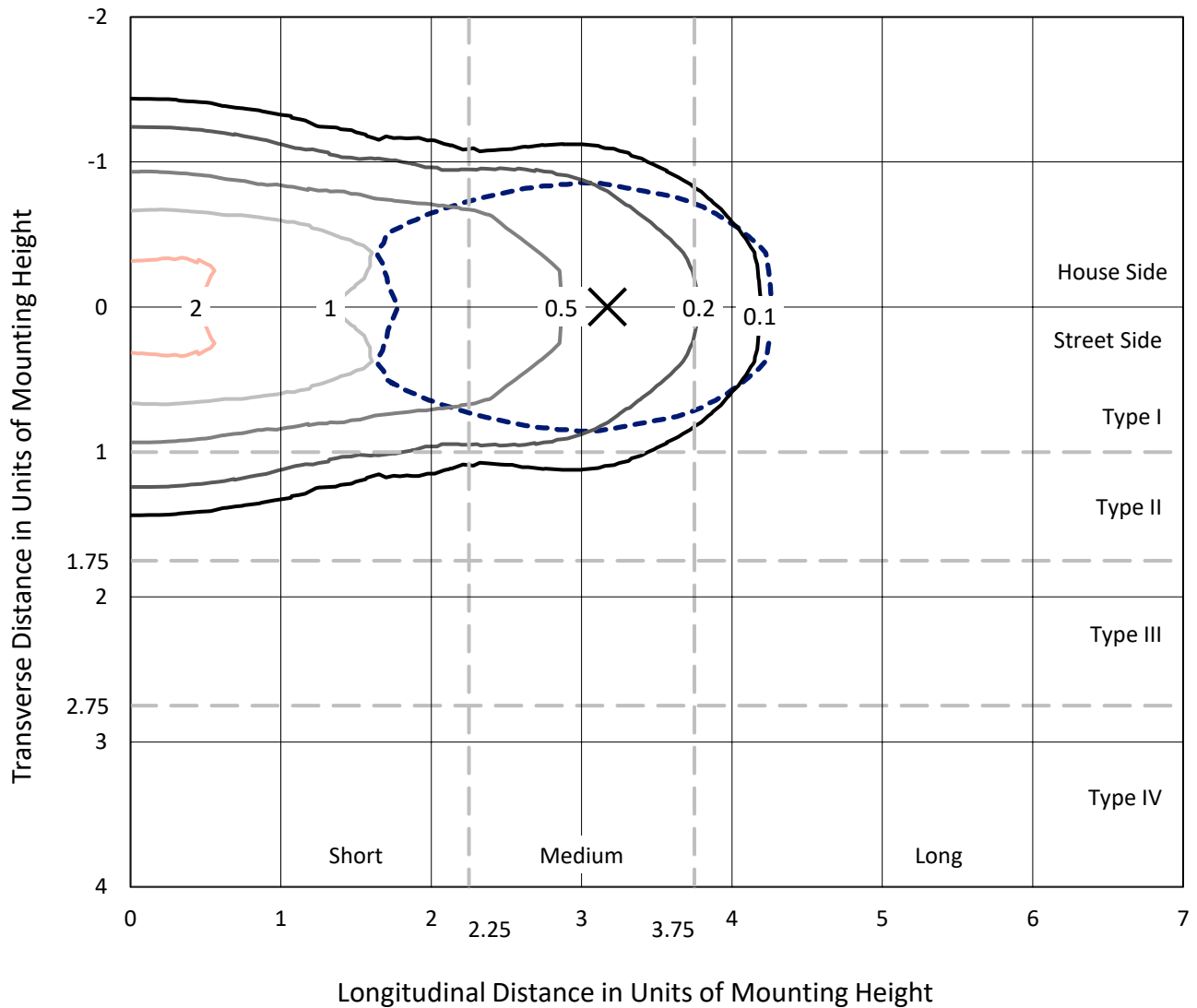
Input Watts (W): 54.4
Input Voltage (V): 120.0
Input Current (Ain): 0.437
Voltage Rise (V): NR
Power Factor: 0.993
Total Harmonic Distortion (THDi): 9.314
Frequency (hertz): 60
Stabilization Time: NR
Operation Time: NR
Ambient Temperature (°C): NR
Test Distance: 24 FT



REPORT NUMBER: P881905
 CATALOG NUMBER: NVN-SB1C-740-U-T1

Iso-Footcandle Lines of Horizontal Illumination

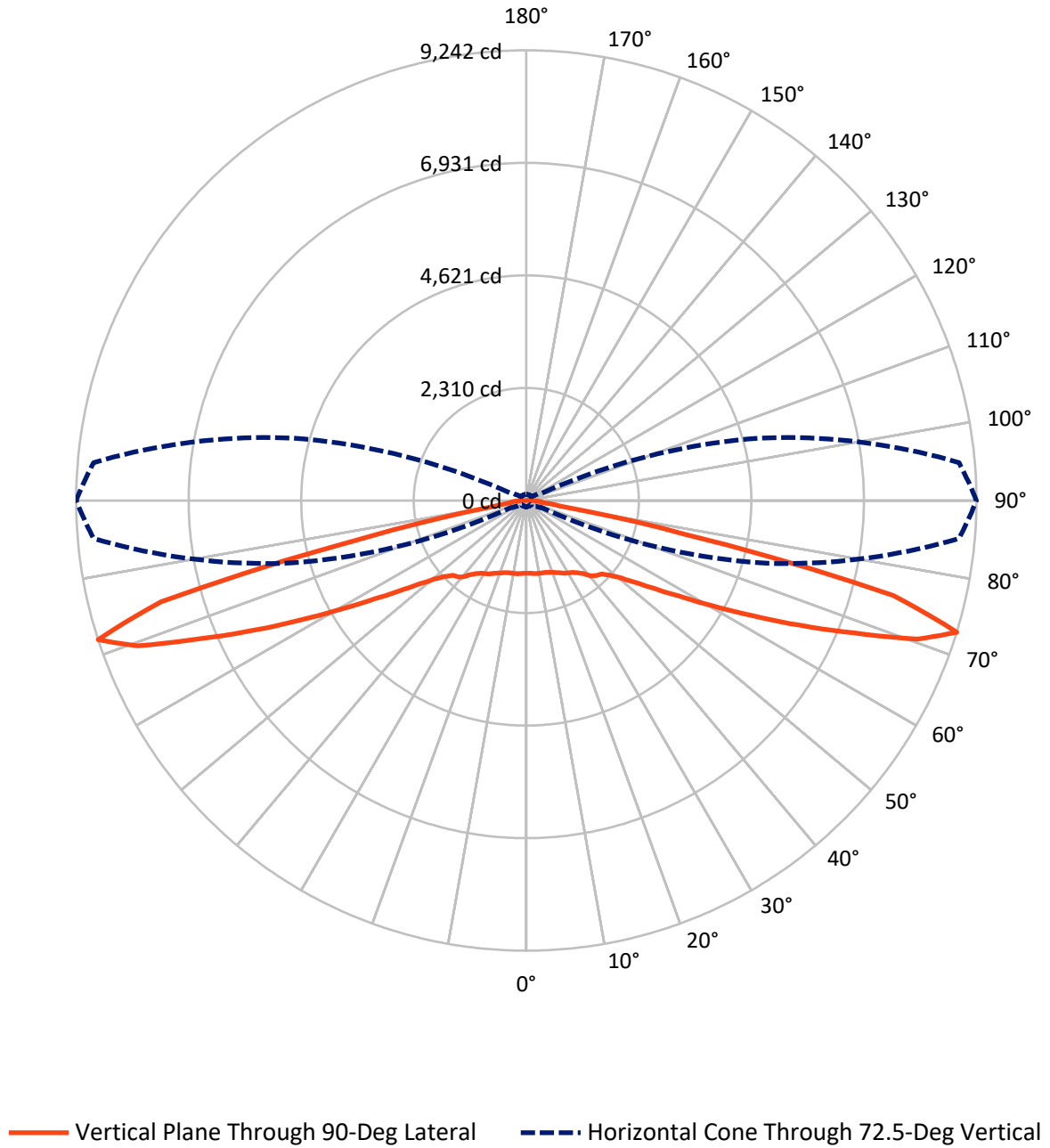
✕ Max cd
 - - - 1/2 Max cd



Based on 25 foot mounting height. Maximum calculated value = 2.4 fc
 Type I - Short - N/A

REPORT NUMBER: P881905
CATALOG NUMBER: NVN-SB1C-740-U-T1

Luminous Intensity Polar Plot



REPORT NUMBER: P881905
 CATALOG NUMBER: NVN-SB1C-740-U-T1

FLUX DISTRIBUTION:

		Downward	Upward	Total
House Side	Lumens	3997.0	0.0	3997.0
	% Fixture	50.0	0.0	50.0
Street Side	Lumens	3997.0	0.0	3997.0
	% Fixture	50.0	0.0	50.0
Total	Lumens	7994.0	0.0	7994.0
	% Fixture	100.0	0.0	100.0

ZONAL LUMENS:

Zone	Lumens	% Fixture
0°-10°	144.8	1.8
10°-20°	442.9	5.5
20°-30°	738.4	9.2
30°-40°	1015.6	12.7
40°-50°	1240.3	15.5
50°-60°	1434.5	17.9
60°-70°	1710.4	21.4
70°-80°	1193.8	14.9
80°-90°	73.3	0.9
90°-100°	0.0	0.0
100°-110°	0.0	0.0
110°-120°	0.0	0.0
120°-130°	0.0	0.0
130°-140°	0.0	0.0
140°-150°	0.0	0.0
150°-160°	0.0	0.0
160°-170°	0.0	0.0
170°-180°	0.0	0.0
0°-90°	7994.0	100.0
0°-180°	7994.0	100.0

Coefficient of Utilization



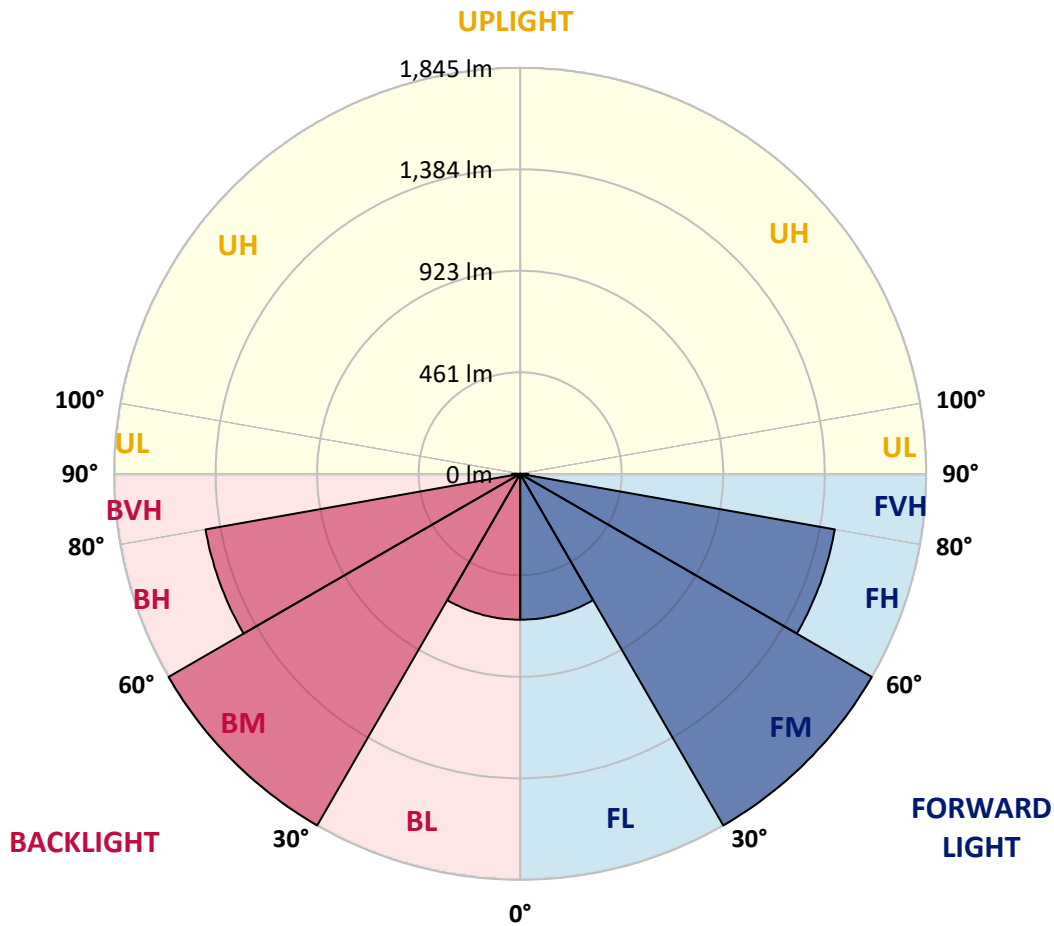
REPORT NUMBER: P881905
 CATALOG NUMBER: NVN-SB1C-740-U-T1

LUMINAIRE CLASSIFICATION SYSTEM LUMEN TABLE AND BUG RATING:

Zone	Lumens	% Fixture	Zone Rating/Lumen Limit		
			B	U	G
FL (0°-30°)	663.1	8.3			
FM (30°-60°)	1845.2	23.1			
FH (60°-80°)	1452.1	18.2			G1/1800
FVH (80°-90°)	36.7	0.5			G1/100
BL (0°-30°)	663.1	8.3	B2/1000		
BM (30°-60°)	1845.2	23.1	B2/2500		
BH (60°-80°)	1452.1	18.2	B3/2500		G3/2500
BVH (80°-90°)	36.7	0.5			G1/100
UL (90°-100°)	0.0	0.0		U0/0	
UH (100°-180°)	0.0	0.0		U0/0	

BUG Rating: B3-U0-G3

Type I Short



REPORT NUMBER: P881905
 CATALOG NUMBER: NVN-SB1C-740-U-T1

CANDELA DISTRIBUTION (FULL):

	0°	5°	15°	25°	35°	45°	55°	65°	75°	85°	90°
0°	1493.8	1493.8	1493.8	1493.8	1493.8	1493.8	1493.8	1493.8	1493.8	1493.8	1493.8
2.5°	1495.0	1496.7	1496.7	1495.5	1498.4	1495.9	1495.9	1494.6	1495.9	1494.6	1494.6
5°	1502.7	1504.8	1505.7	1505.2	1509.1	1506.9	1506.9	1505.2	1505.7	1504.4	1504.4
7.5°	1517.1	1520.1	1521.8	1523.9	1529.5	1526.9	1525.2	1520.1	1518.0	1514.6	1514.6
10°	1521.8	1525.2	1530.7	1541.8	1554.5	1554.9	1549.8	1537.1	1527.3	1519.7	1518.4
12.5°	1507.4	1512.0	1523.5	1546.0	1574.5	1586.0	1577.9	1556.6	1537.5	1523.9	1521.8
15°	1489.1	1494.2	1511.6	1545.6	1587.7	1614.4	1613.6	1585.5	1554.9	1533.7	1530.3
17.5°	1460.6	1465.7	1490.8	1538.4	1597.9	1642.0	1653.9	1625.0	1582.1	1553.7	1549.0
20°	1409.2	1413.9	1448.7	1515.4	1601.2	1671.3	1702.4	1676.9	1623.3	1584.7	1577.5
22.5°	1342.5	1349.7	1390.5	1475.9	1593.2	1701.9	1757.6	1740.2	1671.3	1617.8	1608.0
25°	1271.1	1278.8	1326.4	1427.5	1572.4	1724.0	1823.0	1812.0	1725.7	1659.0	1645.4
27.5°	1209.5	1217.6	1269.4	1379.5	1540.1	1732.5	1887.6	1893.1	1791.6	1704.5	1690.0
30°	1161.1	1168.8	1224.0	1340.8	1498.4	1724.0	1944.1	1982.3	1858.7	1744.0	1723.2
32.5°	1108.0	1117.8	1176.0	1293.7	1449.2	1703.6	1993.4	2078.8	1936.5	1786.5	1760.1
35°	1040.9	1049.8	1111.0	1229.1	1384.6	1670.9	2034.6	2185.8	2047.8	1851.1	1821.7
37.5°	959.3	967.8	1028.6	1148.4	1320.4	1625.0	2066.0	2306.5	2180.3	1944.1	1905.0
40°	877.3	885.4	942.3	1058.3	1243.5	1566.4	2077.1	2424.6	2332.4	2072.0	2030.3
42.5°	802.1	809.3	861.6	969.5	1157.3	1491.6	2062.6	2527.4	2468.8	2161.2	2107.7
45°	732.9	739.2	785.5	886.2	1067.6	1400.7	2019.3	2637.9	2631.1	2224.9	2152.7
47.5°	653.8	660.2	708.2	805.5	978.0	1294.1	1945.8	2746.6	2856.7	2369.4	2286.1
50°	557.4	562.9	612.2	712.5	885.0	1180.7	1843.8	2832.0	3141.3	2588.2	2483.7
52.5°	443.1	449.1	497.1	597.3	774.5	1058.7	1709.6	2887.7	3470.2	2907.7	2778.9
55°	329.7	333.9	375.6	465.6	637.7	919.8	1541.3	2903.4	3843.2	3344.4	3183.4
57.5°	239.2	241.7	268.5	335.6	483.5	746.0	1337.0	2862.6	4287.1	3904.3	3701.7
60°	193.7	194.6	202.7	232.4	336.1	549.8	1090.2	2722.4	4768.9	4626.2	4370.8
62.5°	175.9	175.9	178.0	186.1	227.3	362.8	791.5	2431.8	5285.5	5538.3	5196.3
65°	163.6	163.6	164.4	168.2	179.3	231.1	499.6	1958.5	5721.0	6606.8	6174.3
67.5°	152.5	152.9	152.5	153.8	160.2	170.8	289.7	1352.7	5955.5	7714.0	7247.0
70°	141.0	141.9	139.8	139.8	144.9	145.3	181.4	741.8	5760.9	8641.8	8519.0
72.5°	127.5	128.7	125.3	124.5	128.3	126.6	136.4	356.0	4946.1	8918.8	9241.7
75°	115.6	117.3	109.6	107.5	107.5	106.2	110.9	182.7	3210.1	7275.5	7781.9
77.5°	104.9	108.3	96.0	89.2	87.5	83.7	90.5	111.7	1404.1	3415.8	3344.8
80°	86.7	91.3	79.0	70.9	68.0	63.7	71.4	78.2	417.6	793.2	759.6
82.5°	64.6	66.7	56.1	50.6	48.0	45.0	53.5	54.4	136.0	280.8	317.4
85°	41.2	42.1	34.4	29.7	28.5	27.2	34.0	29.7	51.8	206.5	299.9
87.5°	14.4	16.6	13.2	11.9	12.7	10.6	15.7	8.9	14.4	145.7	180.6
90°	0.0	0.0	0.0	0.0	0.0	0.0	0.0	0.0	0.0	0.0	0.0

(END OF REPORT)